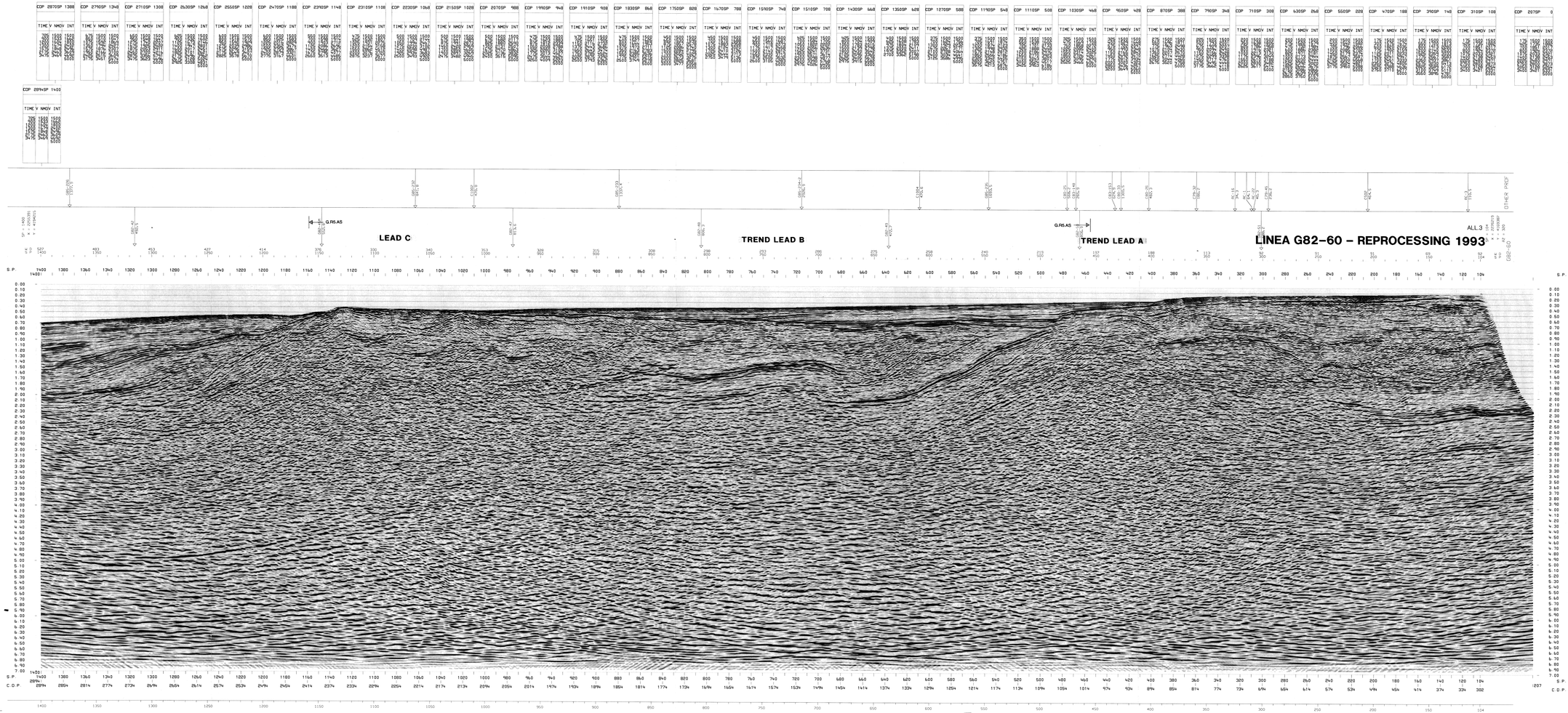

Agip

CGG - PROCESSING CENTER
1, rue Léon Migaux
91341 MASSY CEDEX
FRANCE

5/19

AGIP

OFFSHORE SICILIA

BLOCK : G.R5.AS

LINE : G82-60

NW 1400 — 104 SE

SHOT POINTS

MIGRATION IN TIME

127M605 — PL : 71 MR

OCTOBER 1993

FIELD RECORDING

** VESSEL **
R/V ARCTIC SEAL

Contractor : S. I.
Recording date : 18-09-1992
Navigation system : SYLEDIS

** INSTRUMENTS **
DFS V

Format : SEG - B tracks 1600 bpi
Filter : L.C. : 8 Hz, 12 dB/oct
H.C. : 125 Hz, 72 dB/oct
Sampling interval : 2 ms
Recording length : 7 s

** ENERGY SOURCE **
AIRGUN

Depth : 5 m
SP interval : 25 m

** CABLE **
2400 m

Depth : 15 m
Groups : 96
Group interval : 25 m
Hydrophones HC 202 : 2/Hydrophone

Vessel direction : 318 °



PROCESSING

GEONETICS ®

Processing length : 6 s
Sampling interval : 4 ms

Forest conversion
Trace amplitude compensation
Bad trace edition
Cable and source corrections : + 14 ms
Resampling 2 to 4 ms
Low cut prefilter at 6 Hz
Spherical divergence compensation
(exp(T/T) : T = 1 sec)
Geometrical spreading compensation
TRD-F domain transform
Predictive deconvolution
operator length : 384 ms
gap : 48 ms
windows : 700 - 1700 ms
1500 - 4000 ms
TRD-F domain return
Provisional NMO corrections
NMO corrections : (vel analysis 1/3 km)
D.R.S. provisional conversion velocity
V = 1500 m/s (V = 1)
Partial migration in FK domain (1m/180 m/s)
Final NMO corrections
NMO corrections : (vel analysis 1/1 km)
Stack : MBS 8

Multiple attenuation in FK domain
Trace amplitude equalization
Random noise attenuation
Predictive deconvolution
operator length : 205 ms
gap : 24 ms
windows : 200 - 2000 ms
2200 - 4000 ms
Equalization : L.1000 ms : 0 - 5000 ms
Migration in time with reduced vel. function
T 0 - 1200 ms : 100 % velocity of stack
1200 - 1500 ms : 90 % velocity of stack
1500 ms : 80 % velocity of stack
Time variant filter
10 / 30 Hz : 0 - 300 ms
10 / 45 Hz : 500 ms
0 / 45 Hz : 1500 ms
0 / 35 Hz : 2500 - 2900 ms
0 / 25 Hz : 3800 - 5000 ms
Trace equalization
L. 600 ms : 0 - 2000 ms
L.1000 ms : 2800 - 5000 ms
Display by laser plotter
Gain : 3 dB Bias : 10

® Registered trademark of CGG

POLARITY

MAIN LOBE OF A SYMMETRICAL SIGNAL = WHITE = POSITIVE REFLEXION COEFFICIENT = POSITIVE INCREASE OF IMPEDANCES.

TIME ORIGIN

MEAN SEA LEVEL

DISPLAY PARAMETERS
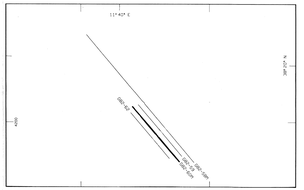
Horizontal scale : 1 : 25000
Vertical scale : 1 s = 5 cm