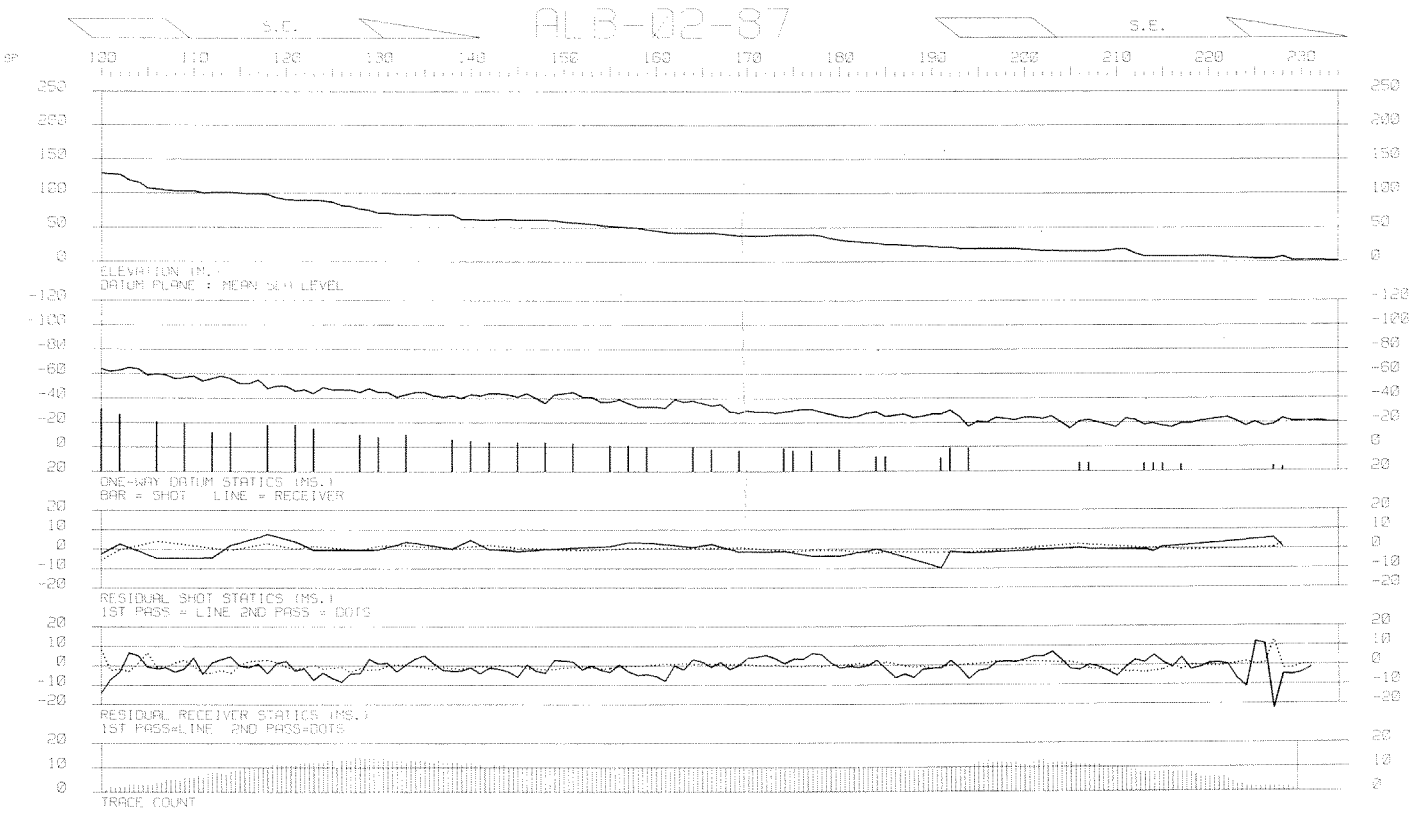

TIME	VRMS	VINT
0	1500	
0	1500	1603
269	1805	1872
389	1918	1905
459	2104	2057
581	2220	2424
689	2424	2673
910	2910	4152
1174	3334	4536
1572	3620	5261
2256	4260	5704
2724	4844	7237
5000	6052	

270

TIME	VRMS	VINT
0	1500	
0	1500	1794
253	1794	1906
520	1825	1914
719	1913	2014
968	2010	2031
1186	2011	2692
1686	2015	4670
1936	2305	3855
2245	2400	3553
2624	3550	5313
2407	4052	6351
3230	5356	8230
5000	6021	7094

320

TIME	VRMS	VINT
0	1500	
0	1500	1805
400	1805	1862
500	1830	1904
620	1942	2038
850	1968	2390
1050	2060	2743
1367	2402	4103
1450	2698	4098
1700	2923	4782
1719	3036	5577
2005	3434	5902
2420	3424	7188
5000	5902	

410



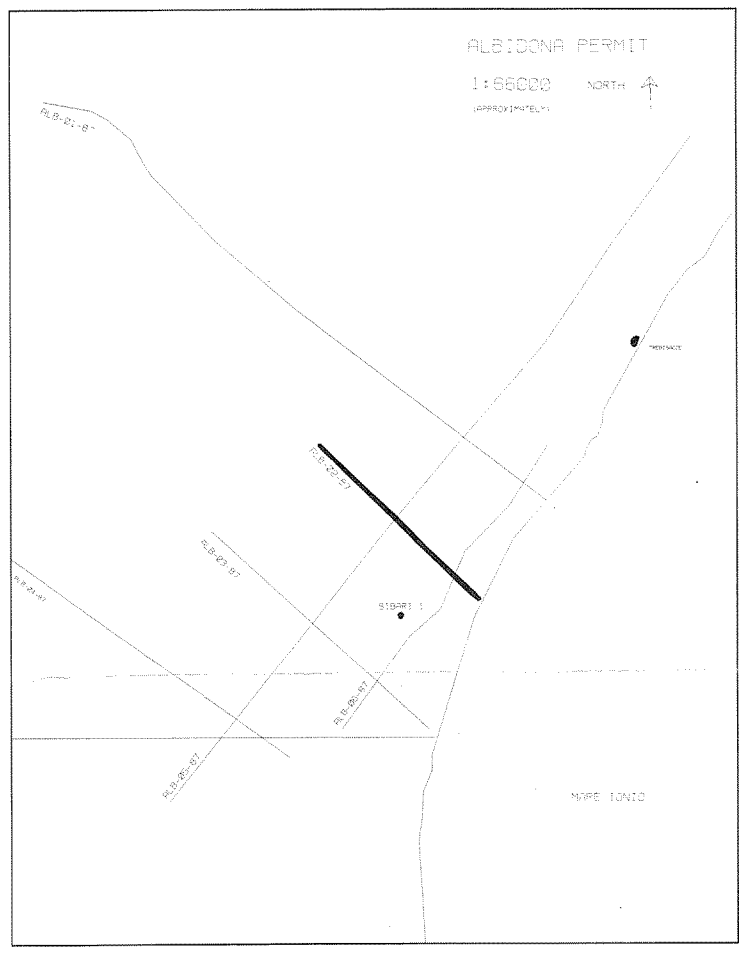

SEZIONE IDROCARBURI
di NAPOLI
21 DIC. 1988
Prot. N. 7963
Sez.
Posiz.

SNIA BPD

LINE: ALB-02-87
SP: 100 - 228
ALBIDONA PERMIT ITALY

FINAL STACK

RECORDING PARAMETERS

RECORDED BY	S.I.A.G.	DATE SHOT	11-18 SEPT 87
PARTY	SIAG 03	ENERGY SOURCE	DYNAMITE
INSTRUMENT	DFS V T.I.	GROUP INTERVAL	30 M.
FIELD FILTER	12(18)-128(72) HZ.	SHOT INTERVAL	150 M.
TAPE FORMAT	SEG 1600 BPI	NO. OF CHANNELS	60
DATA LENGTH	6 SECS	OFFEND/SPLIT SPREAD SHOOTING	
SAMPLE RATE	2 MS	COVERAGE	1000%
TAPE NOS.	016.017		

FIELD CONFIGURATION

DYNAMITE
PATTERN: SINGLE HOLE
CHARGE SIZE: 8 KG.
DEPTH: 12 M.

GROUP
PATTERN: TWO PARALLEL STRINGS
TYPE: SM 4U 14 HZ.
NO.ELEMENTS: 24
DISTANCE BETWEEN PHONES: 3.0 M.

SPREAD DIAGRAM



PROCESSING PARAMETERS

PROCESSING 10 FOLD FINAL STACK	PROCESSING SAMPLE RATE 4MS.
DEMULTIPLEX	FROM CONCATENATED SEG8 RAWARP: COPIES OF FIELD TAPES
AMPLITUDE RECOVERY	SPHERICAL DIVERGENCE CORRECTION (POWER 2) EXPONENTIAL GAIN 3 DB/SEC TO 3.0 SECS CONSTANT 18 DB GAIN 3.0 TO 6.0 SECS.
TRACE AND SHOT RECORD EDITING	FROM CC DISPLAYS INCLUDING SURGICAL MUTING OF SPIKES
COMMON DEPTH POINT GATHER	10 FOLD NOMINAL
FIELD STATIC CORRECTIONS	VALUES FROM FIELD SURVEY APPLIED TO A FLOATING DATUM PLANE
DECONVOLUTION BEFORE STACK	PREDICTIVE DECONVOLUTION TYPE: 24 MS. GAP 192 MS. OPERATOR LENGTH DESIGN GATES 15 M. 0.50 - 1.98 SECS. 2000 M. 1.00 - 2.00 SECS.
INITIAL VELOCITY ANALYSIS	CONSTANT VELOCITY STACKS APPROXIMATELY 1.5 KM. INTERVAL 20 CDPS WITH 24 VELOCITIES
RESIDUAL STATICS APPLICATION	SURFACE CONSISTENT FROM NMO/DIP CORRECTED GATHERS 11 TRACE PILOT 3 ITERATIONS 20 MS. MAXIMUM STATIC MULTIPLE GATES 0.0 - 2.0 SECS.
FINAL VELOCITY ANALYSIS	CONSTANT VELOCITY STACKS WITH RESIDUAL STATICS APPLIED APPROXIMATELY 1.0 KM. INTERVAL 20 CDPS WITH 24 VELOCITIES AND WHOLE LINE CONSTANT VELOCITY PANELS
NORMAL MOVEOUT CORRECTION	FROM FINALVELOCITY ANALYSIS
FIRST BREAK SUPPRESSION	OFFSET (M) : TIME (MS) 150 : 265 265 : 650 650 : 775 1070 : 800 1800 : 1200
TRACE EQUALISATION	500 MS. AGC
RESIDUAL STATICS APPLICATION 2ND PASS	SURFACE CONSISTENT FROM NMO/DIP CORRECTED GATHERS 11 TRACE PILOT 3 ITERATIONS 20 MS. MAXIMUM STATIC MULTIPLE GATES 0.0 - 2.0 SECS.
COMMON DEPTH POINT STACK	10 FOLD NOMINAL
TIME VARIANT FILTER	FILTER LENGTH 200 MS. 40 DB/OCT SLOPES (PASSBAND (HZ) TIME(SECS.)) 16 - 55 0.0 - 1.0 18 - 45 1.0 - 3.0 18 - 35 3.0 - 6.0
TRACE EQUALISATION	USING "ALSO" GATE LENGTH 500 MS.
STATIC CORRECTION	FROM FLOATING DATUM PLANE TO DATUM = 0.0M.

DISPLAY PARAMETERS

HORIZONTAL SCALE: 1:25000 40.3930INT VERTICAL SCALE: 5 CM/SEC.
DATE: 15 JANUARY 1988 BID NUMBER: 0457
POLARITY: POSITIVE NUMBER ON TAPE DISPLAYED AS A BLACK PEAK
PLOTTER: SEISCHROME LASER 300 DPI 50% OVERLAP 15% BIAS

DIGITAL EXPLORATION LIMITED.
EAST GRINSTEAD,
W. SUSSEX. RH19 4HG
ENGLAND

PROCESSED ON A VAX 11/780.
USING DIGICON'S PROPRIETARY SOFTWARE