






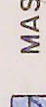



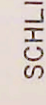
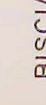






# SEZIONE GEOLOGICA ILLUSTRATIVA

Autore R. PASI	Edizione AG-16	Data 09/1987	Stato Relazione tecnica istanza d.m. B.R.-FI	Allegato 1
Area AREA 2	GL 167	Scala 1:25000		

## LEGENDA

-  QUATERNARIO
-  CALCARI AD APTICI
-  PLIOCENE SUP.
-  ROSSO AMMONITICO
-  PLIOCENE MEDIO
-  CORNIOLA
-  PLIOCENE INF.
-  MASSICCIO
-  MARNE A COLOMBACCI, TRAVE
-  GESSOSO - SOLFIFERA
-  MARNE DI LETTO
-  SCHLIER
-  BISCIARIO
-  SCAGLIA CINEREA
-  SCAGLIA
-  MARNE A FUCODI
-  MAIOLICA

