LINE BR-168-10

S.P. 2854 TO 100

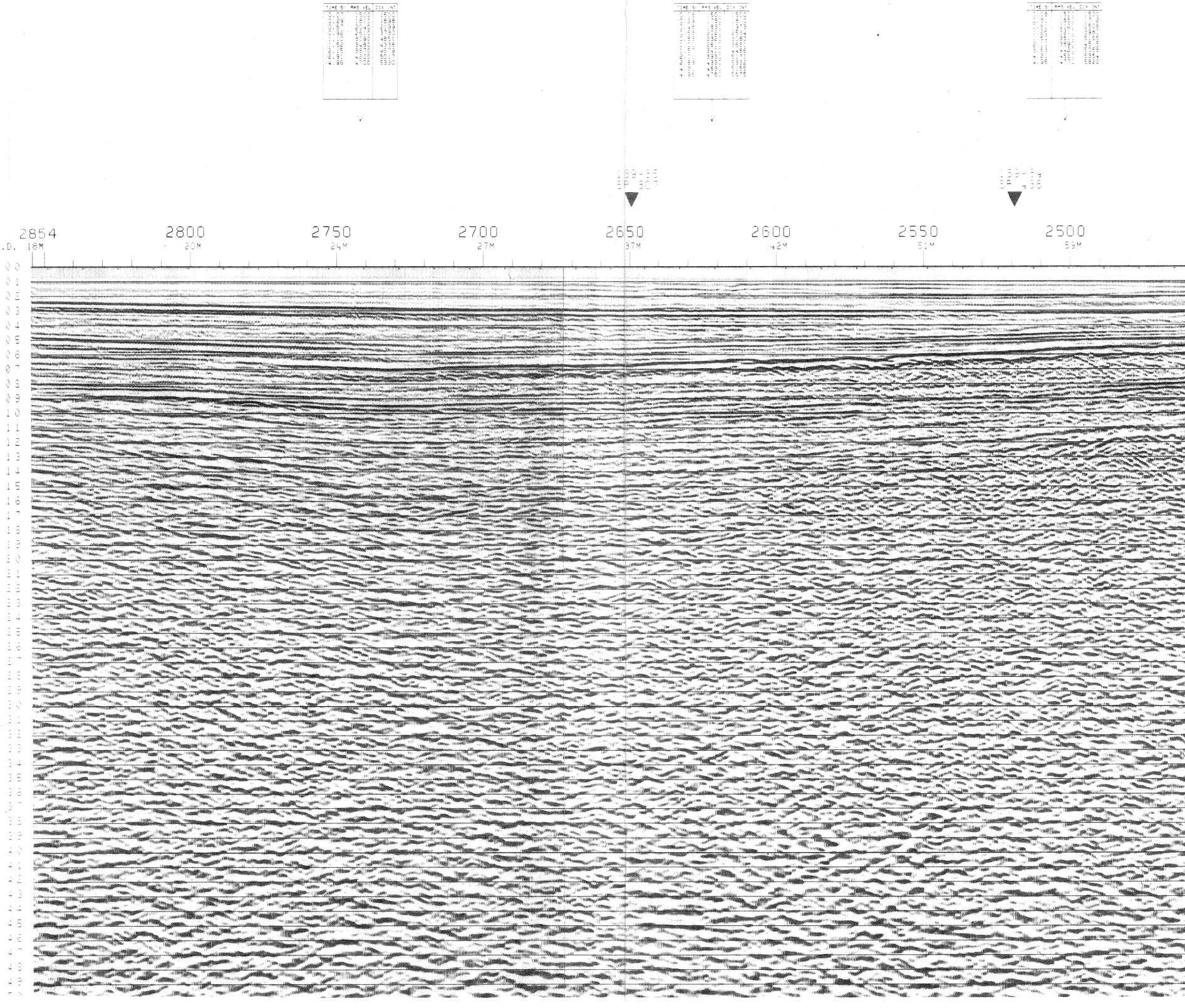

TIME (S)	RMS VEL	DIX INT
0.08	1500	1500
[illegible]	[illegible]	[illegible]

TIME (S)	RMS VEL	DIX INT
0.08	1500	1500
[illegible]	[illegible]	[illegible]

TIME (S)	RMS VEL	DIX INT
0.09	1500	1500
0.32	1550	1569
0.51	1710	1950
0.70	1860	2213
0.99	2310	3141
1.22	2670	3853
1.45	3120	4853
2.15	3720	4726
3.51	4250	4974
4.95	4660	5534

TIME (S)	RMS VEL	DIX INT
0.10	1500	1500
0.35	1630	1679
0.51	1770	2043
0.73	1860	2054
0.93	2010	2482
1.05	2260	3658
1.28	2530	3508
1.44	2720	3922
1.65	3090	4928
1.87	3320	4699
2.15	3520	4640
2.82	4000	5252
4.13	4440	5264
4.95	4680	5738

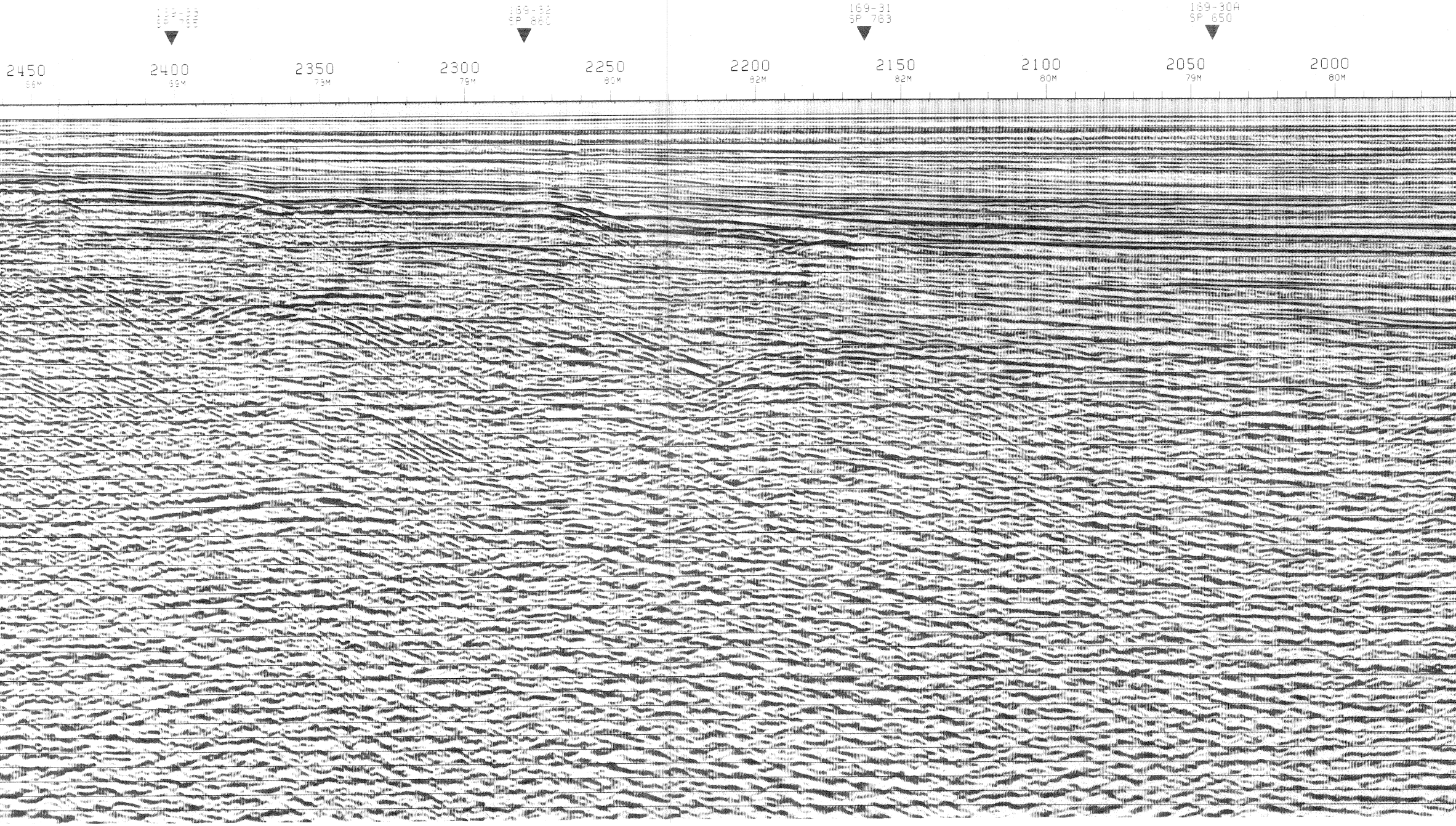

TIME (S)	RMS VEL	DIX INT
0.10	1500	1500
0.32	1620	1672
0.55	1750	1916
0.77	1960	2406
0.93	2010	2235
1.09	2380	3887
1.48	2940	4119
1.61	3140	4869
1.98	3400	4354
2.51	3780	4948
3.40	4100	4891
4.95	4560	5434

TIME (S)	RMS VEL	DIX INT
0.09	1500	1500
0.29	1710	1797
0.67	1980	2163
0.79	2250	3382
1.02	2630	3545
1.55	3440	4615
1.97	3860	5120
2.61	4160	4971
3.40	4350	4926
4.94	4730	5476

TIME (S)	RMS VEL	DIX INT
0.09	1500	1500
0.46	1910	1997
0.65	2650	3898
0.99	3200	4049
1.61	3780	4556
2.07	4020	4766
2.49	4290	5428
3.80	4590	5112
4.96	4860	5655

TIME (S)	RMS VEL	DIX INT
0.10	1500	1500
0.28	1800	1947
0.44	2170	2698
0.59	2610	3603
0.77	2990	3989
1.00	3370	4410
1.61	3790	4392
2.31	4100	4737
4.07	4660	5306
4.97	4830	5534

TIME (S)	RMS VEL	DIX INT
0.11	1520	1520
0.22	1720	1899
0.47	2140	2451
0.61	2380	3051
1.24	3410	4172
1.66	3720	4513
2.18	3990	4750
3.34	4400	5082
4.95	4790	5512

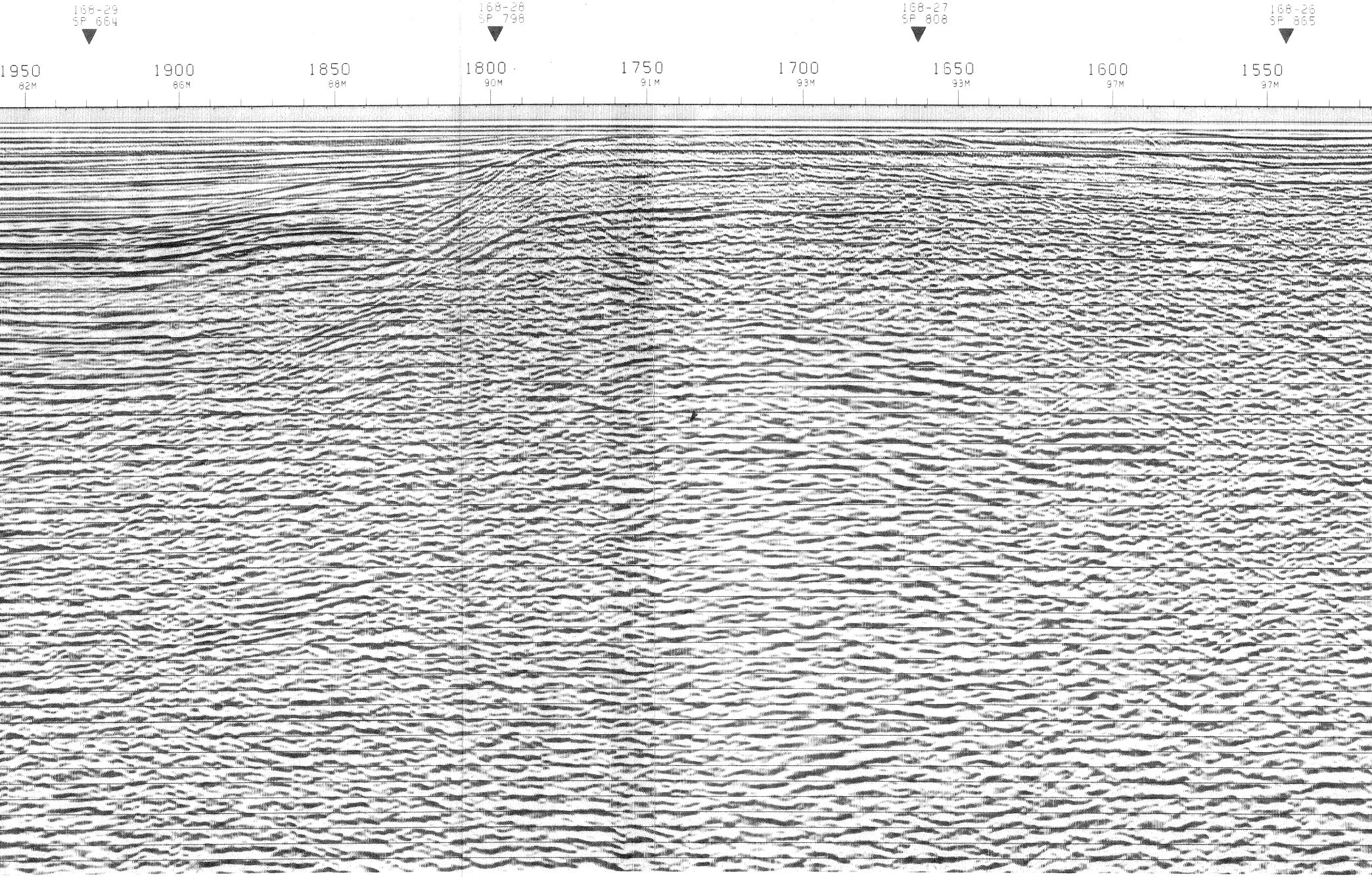

TIME (S)	RMS VEL	DIX INT
0.09	1500	1500
0.32	1760	1852
0.59	2660	3434
0.99	3240	3943
1.35	3770	4943
1.76	4010	4715
2.88	4420	4997
4.94	4820	5329

TIME (S)	RMS VEL	DIX INT
0.08	1500	1500
0.17	1560	1611
0.44	2150	2450
0.89	3050	3725
1.22	3480	4437
1.70	3900	4805
2.55	4190	4717
3.35	4370	4900
4.96	4730	5403

TIME (S)	RMS VEL	DIX INT
0.10	1500	1500
0.55	2200	2327
0.71	2710	3994
0.96	3120	4765
1.19	3410	4420
1.48	3630	4420
1.92	3950	4775
2.56	4200	4874
3.38	4500	5329
4.95	4890	5639

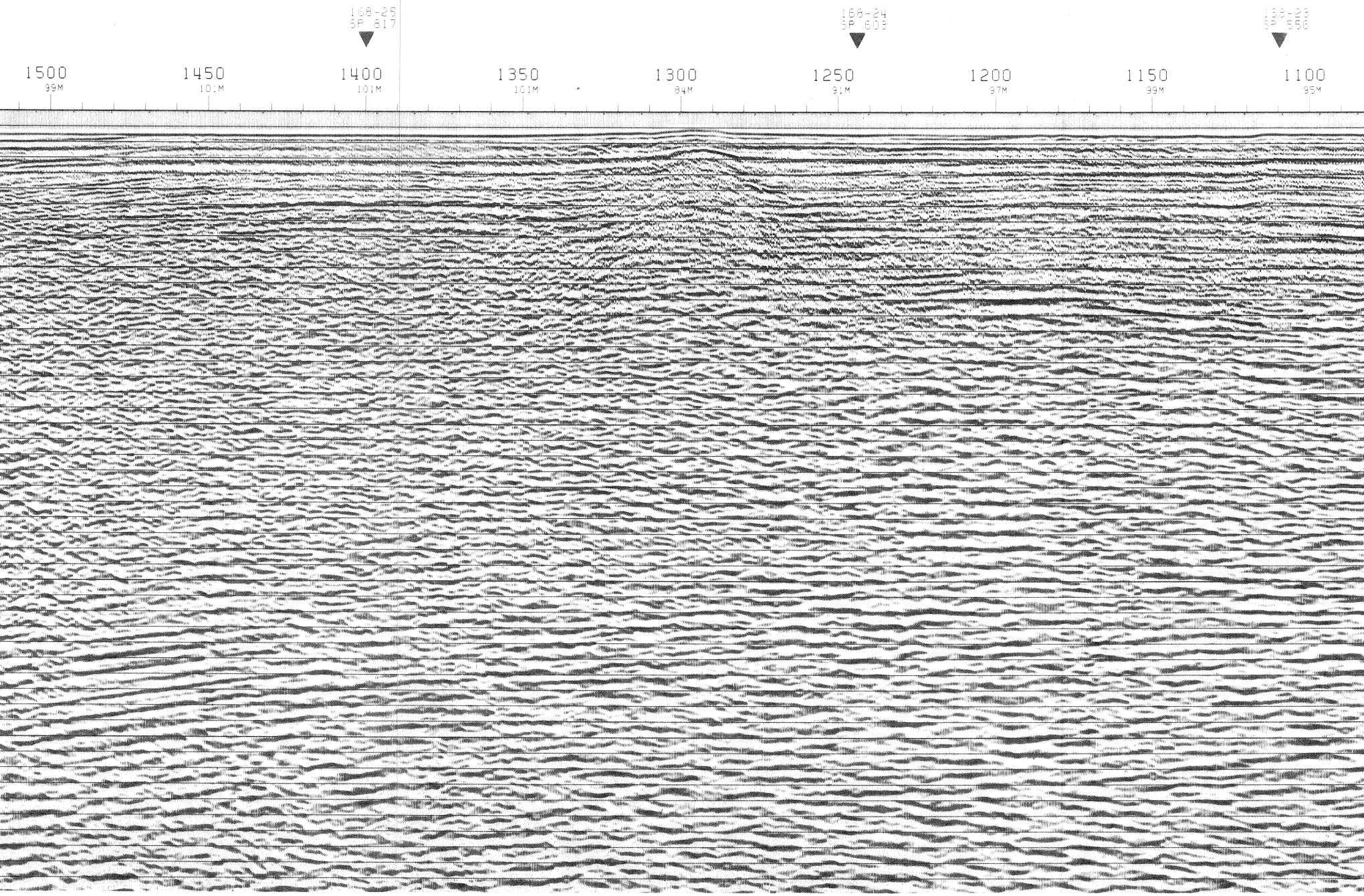

TIME (S)	RMS VEL	DIX INT
0.11	1500	1500
0.54	2400	2580
0.90	2940	3601
1.25	3450	4504
1.49	3700	4796
2.18	4160	5011
2.56	4350	5310
3.62	4580	5093
4.95	4880	5616

TIME (S)	RMS VEL	DIX INT
0.12	1500	1500
0.47	2220	2418
0.73	2770	3554
1.17	3240	3897
1.67	3760	4760
1.89	3940	5103
2.48	4110	4613
4.24	4550	5106
4.95	4690	5452

TIME (S)	RMS VEL	DIX INT
0.13	1500	1500
0.35	1870	2058
0.48	2320	3234
0.85	2900	3513
1.20	3320	4167
1.78	3850	4788
2.71	4350	5160
3.93	4570	5312
4.95	4910	5742

TIME (S)	RMS VEL	DIX INT
0.15	1500	1500
0.47	1790	1911
0.64	2110	2811
0.92	2700	3712
1.15	2990	3942
1.57	3530	4748
2.14	3950	4736
4.95	4643	5448

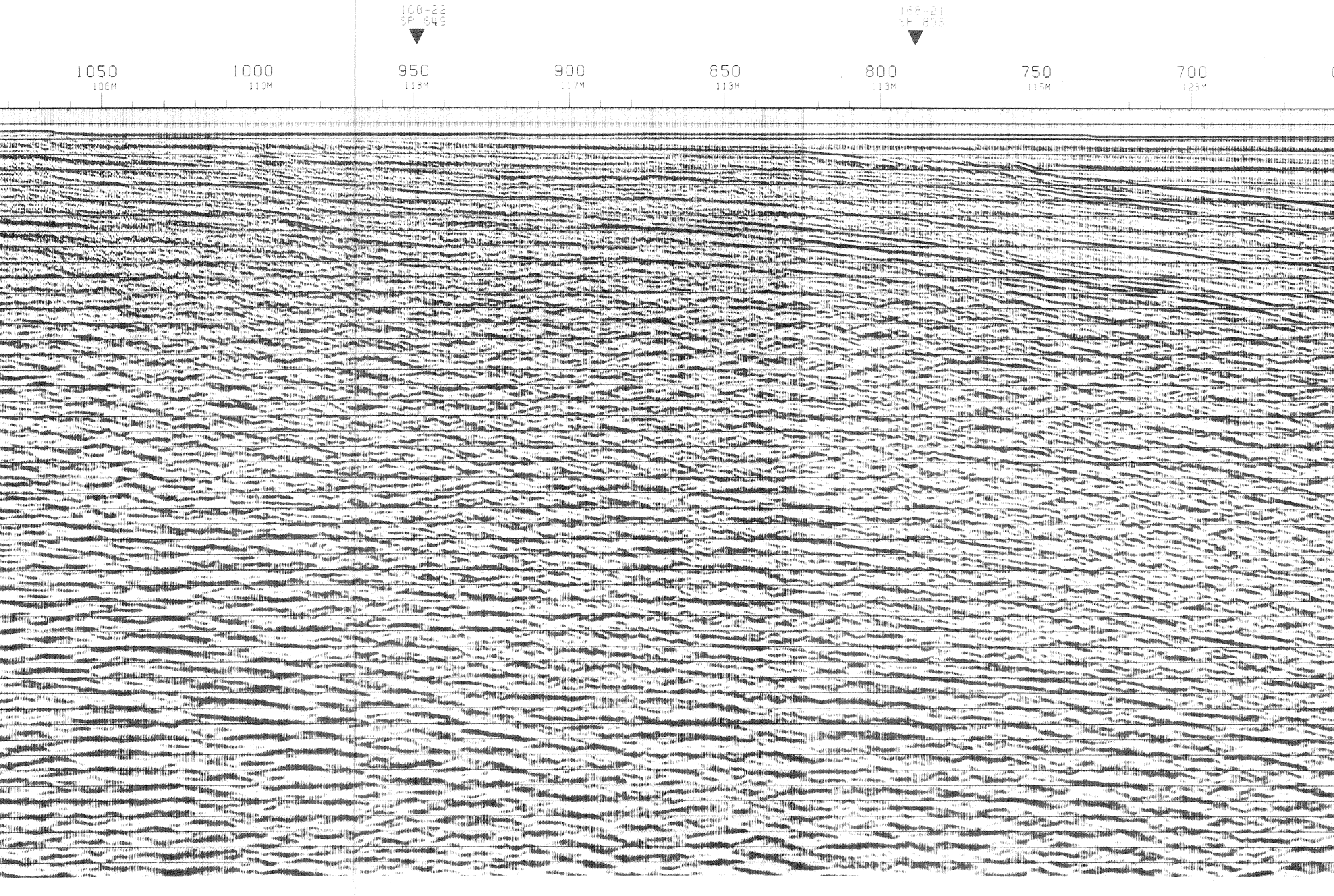

TIME(S)	RMS VEL	DIX INT
0.16	1500	1500
0.42	1570	1767
0.63	1840	2140
0.70	1980	2955
1.24	3020	3983
1.44	3140	3800
2.12	3550	4545
2.88	3810	4924
3.66	4330	5169
4.95	4410	5651

TIME(S)	RMS VEL	DIX INT
0.16	1500	1500
0.32	1620	1732
0.57	1860	2128
0.67	1980	2453
0.99	2510	3610
1.21	2900	3950
1.61	3530	4971
2.45	4140	5110
2.81	4330	5450
3.26	4470	5261
4.94	4930	5719

TIME(S)	RMS VEL	DIX INT
0.14	1500	1500
0.44	1670	1744
0.60	1940	2533
0.68	2220	3697
1.04	3050	4191
1.56	3530	4333
1.93	3830	4897
2.16	4010	5284
2.84	4230	4863
4.25	4610	5253
4.95	4790	5763

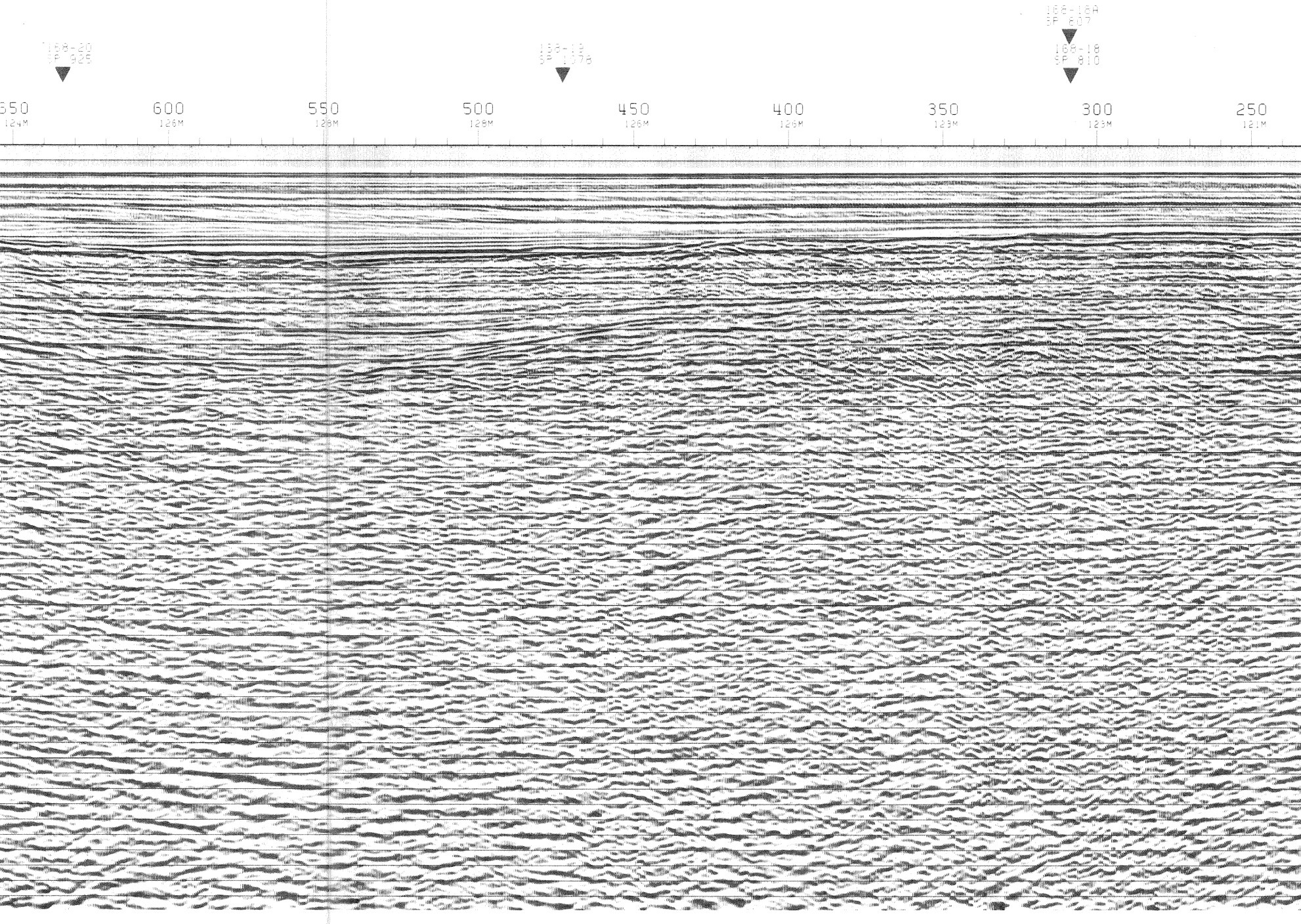

TIME (S)	RMS VEL	DIX INT
0.12	1500	1500
0.47	1800	1892
0.63	2130	3061
0.93	2740	3633
1.26	3120	4001
1.59	3640	5164
2.48	4070	4742
3.53	4350	4900
4.34	4680	6492

TIME (S)	RMS VEL	DIX INT
0.14	1500	1500
0.47	1700	1778
0.54	1880	2804
0.67	2220	3274
1.08	3070	4095
1.47	3450	4332
1.93	3650	4229
2.48	3900	4673
3.56	4290	5073
4.96	4710	5633

LINE BR-168-10

S.P. 2854 TO 100

4800PCT.DBS.TVF.

SOUTHWEST



PETREX S.P.A.

WESTERN
RICERCHE GEOFISICHE

AREA ITALIA
ADRIATIC BR-168/169-IR

CONTRACT NO	P40
DATE OF RECORDING	NOVEMBER,1982
DATE OF PROCESSING	MAY/JUNE,1983

RECORDING DATA

BOAT

KAREN BRAVO	PARTY 63
PRIMARY NAVIGATION SYSTEM	SYLEDIS
SECONDARY NAVIGATION SYSTEM	SATNAV
MAP/SECTION LOCATION	CDP

SOURCE

AIRGUNS	
GUN DEPTH	6M
GUN VOLUME	930 CU.INS
POPS PER KM	40
SP INTERVAL	25M

INSTRUMENTS

AMPLIFIER	DFS-888
REC. FILTERS HZ	LO 6HZ-18 DB/OCT
REC. FILTERS HZ	HI 177HZ-18 DB/OCT
RECORD LENGTH	6 SECS
FORMAT	SEG C/1600 BPI
SAMPLE RATE	2 MS

CABLE

STREAMER	2400 M
GROUPS	96
HYDROPHONES	24 PER GROUP
GROUP LENGTH	25 M
GROUP INTERVAL	25 M
CABLE DEPTH	12 M



SCALES

HORIZONTAL... 4CMS/KM
VERTICAL..... 5 CMS SEC

LEGEND

▼	INTERSECTIONS
W.D.	WATER DEPTH

Q.C. FOR W.G.C. Sulmy

PROCESSING SEQUENCE

PROCESSING SAMPLE RATE 4 MS

DEMULTIPLEX

D.B.S.

A) GEOMETRIC SPREADING GAIN APPLIED
B) 6/24-75/48 PREFILTER APPLIED
C) DECONVOLUTION

TIPE	MIN. PHASE INVERSE FILTER
NUMBER OF WINDOWS=1	STOP AUTOCORR.= 3000
MINIMUM PREDICTION DISTANCE	12 MS
LENGHT OF FILTER OPERATOR	200 MS

D) TRACE BALANCE ON OUTPUT

VELOCITY ANALYSIS

COMPOSITE VELAN

4800%.N.M.O..STACK

MUTE APPLIED
DINAMIC CORRECTION AND
OPTIMUM WEIGHTS APPLIED

MULTICHANNEL FILTER

APPLIED IN F/K DOMAIN

TIME VARIANT FILTER

TIME (SECS)	FILTER LC (HZ DB-OCT)	HC (HZ-DB-OCT)
0.500	12/24	50/48
0.900	10/24	40/48
1.500	8/24	35/48
5.000	8/24	20/48

FILTERS ARE INTERPOLATED BOTH SPATIALLY AND TEMPORARLY ACCORDING TO STRUCTURE
TIMES SPECIFIED ARE REPRESENTATIVE OF THE PROSPECT

SCALE

RMS GAIN APPLIED ON OUTPUT
GAIN WINDOWS INCREMENT FROM 256 MS TO 512 MS

COMMENTS

DATUM PLANE IS SEA LEVEL
A GUN AND CABLE DEPTH CORRECTION OF 12 MS HAS BEEN APPLIED
COMPRESSION PULSES SHOW AS NEGATIVE NUMBERS ON TAPE AND PLOT AS TROUGHS (WHITE)

SEZIONE IDROCARBURI
DI NAPOLI
- 7 OTT. 1983
Pos. 5687
Sez.
Posiz.