Agip S.p.A.
GERM

MARCA DA BOLLO LIRE 500 22 DIC 1987

DATA :	DIS. :	ALLEGATO :
NOVEMBRE 1987	**460/18**	**1**

PZ-477-82V

CDP 6 TO CDP 1505
D.P.:l.m.
NE

Perm. AVIGLIANO — **Perm.RIPACANDIDA**

CROOKED LINE
1200PCT DBS-TVF
REPL VEL+PLANE MODIFIED

SEZIONE IDROCARBURI di NAPOLI
30 DIC. 1987
Prot. N. 8076
Sez.
Posiz.

1 0 1 km

AGIP
WESTERN
RICERCHE GEOFISICHE

AREA ITALIA-ZONA 4
PROSPECT RIPACANDIDA

DATE SHOT [illegible]
DATE PROCESSED [illegible]

RECORDING DATA

PARTY NUMBER	[illegible]
RECORDER	[illegible]
GAIN	[illegible]
RECORDING FILTER HZ	[illegible]
NOTCH FILTER HZ	OUT
SEG POLARITY CODE+0011	
RECORD LENGTH	12+5SEC
SAMPLE RATE MS	4
SUBSURFACE COVERAGE	1200 PCT
GROUP INTERVAL METERS	30
NUMBER OF GROUPS	48
WEATHERING VELOCITY	600 M/S
STATIC COMPUTATION VELOCITY	2000 M/S
DATUM PLANE	SEA LEVEL

UPWARD GROUND MOTION = NEGATIVE NUMB. ON TAPE

SEISMOMETER ARRAY

GEOPHONE TYPE	SENSOR SM4
GEOPHONE FREQUENCY	14 HZ
GEOPHONE GROUP	36

V.P. PATTERN

ENERGY SOURCE	VIBROSEIS
VIBRATORS/V.P.	[illegible]
SWEEP/V.P.	[illegible]
SWEEP HZ	[illegible]

SPREAD DIMENSIONS

DIRECTION OF LINE NORTH EAST

LEGEND
VELOCITY ANALYSIS
▼ INTERSECTIONS

PROCESSING SEQUENCE

1 EDIT GEO.AMPL.
2 CORRELATION
3 GEOMETRICAL SPREADING GAIN
4 PREPROCESSOR DECON
DECON TYPE MINIMUM PHASE INVERSE FILTER
MIN. PRED. DIST. 12 [illegible]
STOP AUTOCORR. 5500MS NO. OF WINDOWS 1
5 CROOKED PROFILE ADJUSTMENT
AUTOMATIC OUTPUT PROFILE SMOOTHED OVER 5 CDPS
OUTPUT TRACE INTERVAL [illegible]
DECON REEL N. [illegible]
6 SURF.CONSISTENT RESID. STATICS
7 VELOCITY ANALYSIS
8 NMO, STATICS, MUTE APPLICATION
STRETCH DEPENDENT MUTE [illegible]
9 SURF.CONSISTENT RESID. STATICS
10 DIP REMOVAL
11 STACK 1200PCT COH
STACK REEL N. [illegible]
RMS GAIN
12 REPLAC. VELOCITY CHANGE
VELOCITIES USED [illegible]
13 DATUM PLANE CHANGE
DATUM PLANE CONVERTED FROM [illegible] TO SEA LEVEL
MIGRATION HI ORDER EXPLICIT
TIME VARIANT FILTER
14 TIME VARIANT FILTER+RMS GAIN
VERTICAL INTERPOLATION [illegible]

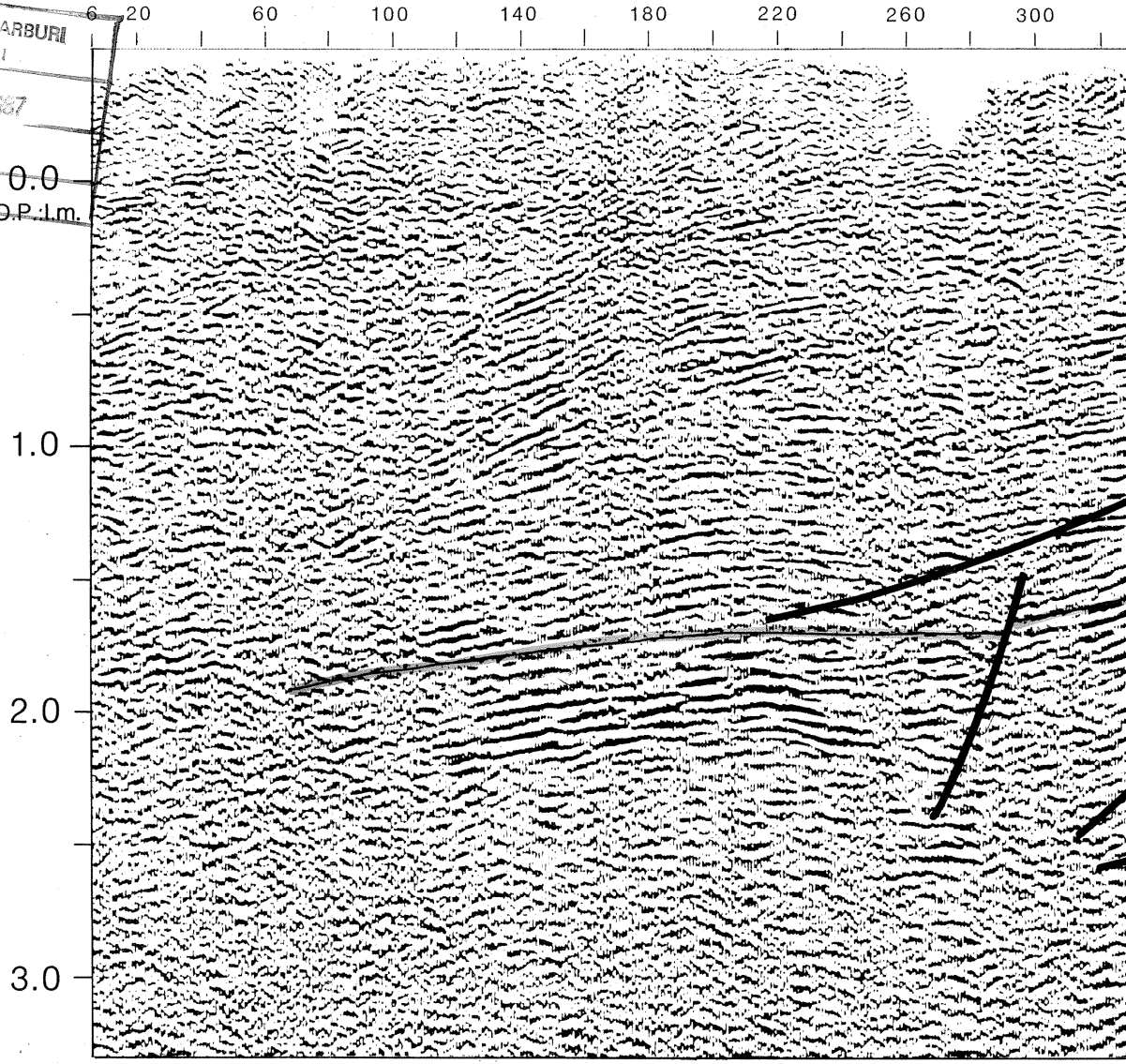


TREND RIPACANDIDA
340
380
420
460
500
540
580
620
660
700
740
780
820
860
900
940
980
BASE COMPLESSO ALLOCTONO
TOP SEQUENZA CARBONATICA

Ⓐ BASE PLIOCENE

② TOP TORTONIANO (F.ne San Ferdinando)

③ TOP EOCENE (Brecce di Lavello)

CALVINO 1

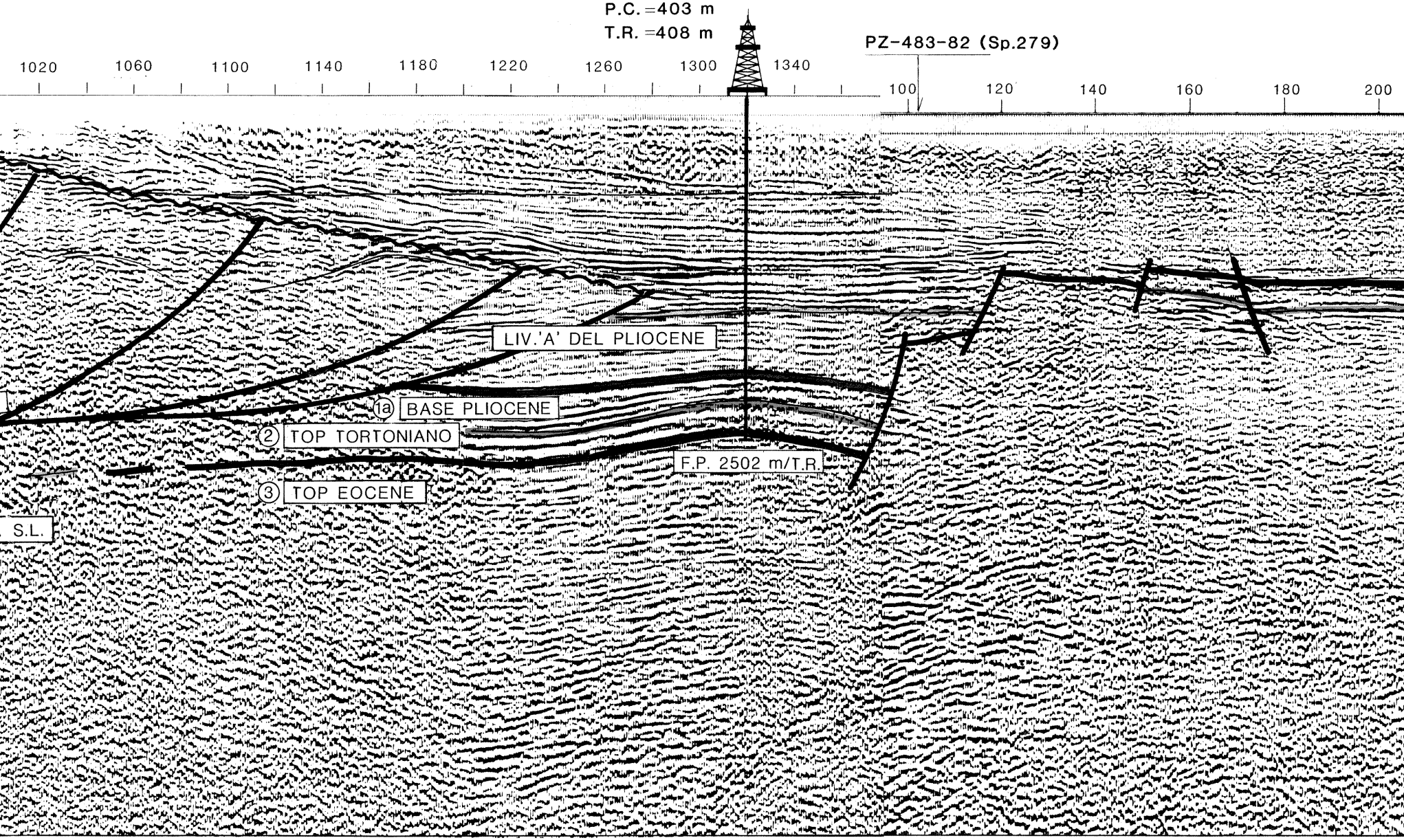
P.C. =403 m
T.R. =408 m
PZ-483-82 (Sp.279)
1020
1060
1100
1140
1180
1220
1260
1300
1340
100
120
140
160
180
200
LIV.'A' DEL PLIOCENE
(1a) BASE PLIOCENE
② TOP TORTONIANO
F.P. 2502 m/T.R.
③ TOP EOCENE
S.L.

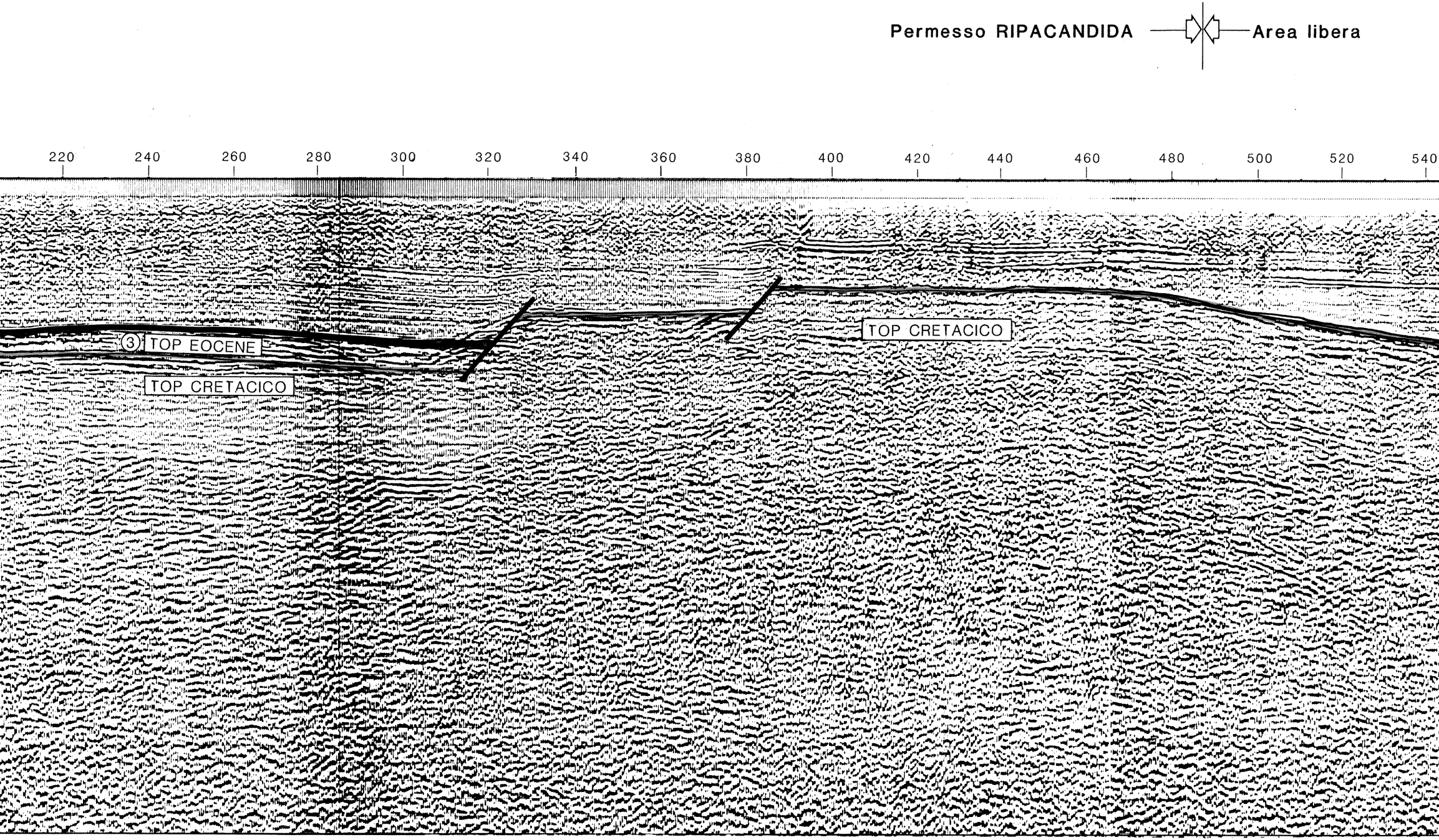
Permesso RIPACANDIDA
Area libera
220
240
260
280
300
320
340
360
380
400
420
440
460
480
500
520
540
③ TOP EOCENE
TOP CRETACICO
TOP CRETACICO

PZ-487-82

S.P. 58 TO S.P. 644

D.P.: l.m.

NE

1200PCT DBS-TVF

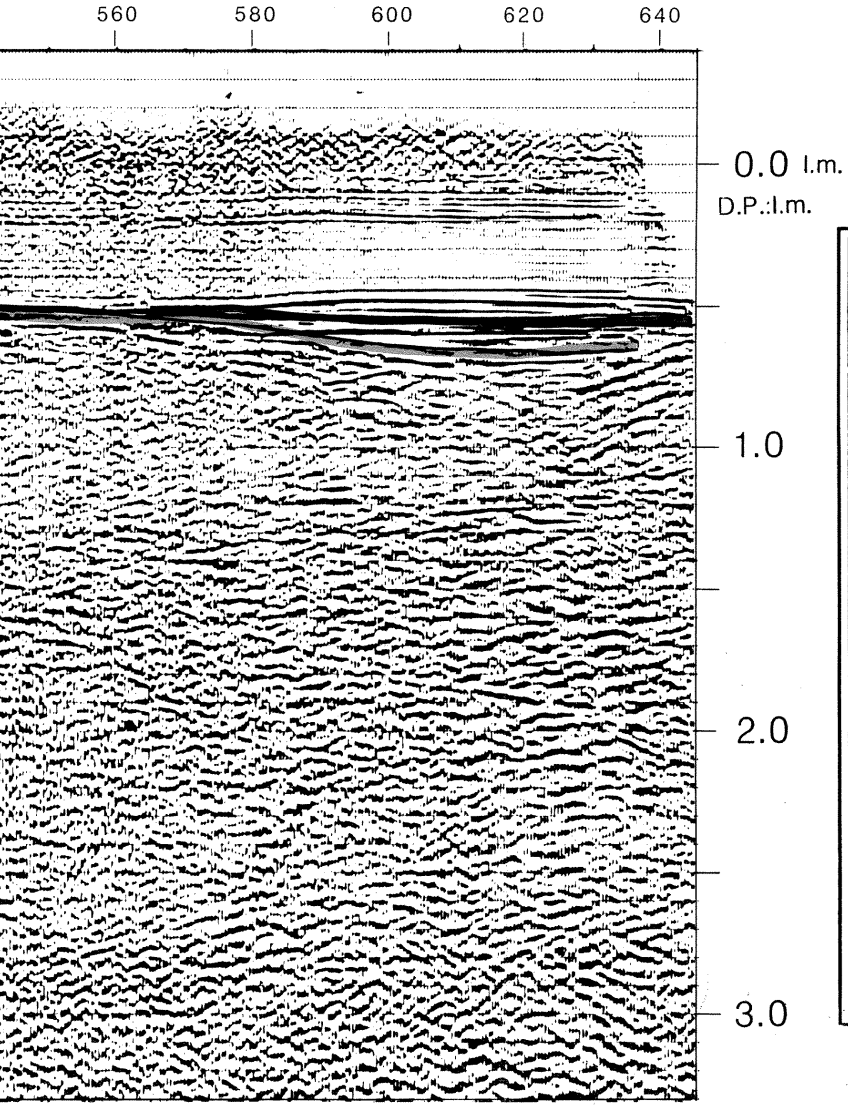

1 0 1 km

AGIP

WESTERN

RICERCHE GEOFISICHE

ITALIA-ZONA 4
PROSPECT RIPACANDIDA

DATE SHOT	OCTOBER 982
DATE PROCESSED	MARCH 983

RECORDING DATA

DATUM PLANE : SEA LEVEL

STATICS COMPUT VELOCITY	2000 M SEC

INSTRUMENTS

CONTRACTOR	O.G.S. TRIESTE
PARTY NUMBER	TO 199
RECORDING SYSTEM	DUS-DUS
RECORDING FILTERS	0HZ 24DB OCT
ANTIALIAS FILTERS	180 HZ
NOTCH FILTER	OUT
SAMPLE RATE	2 MS
RECORD LENGTH	[illegible] SEC

SOURCE

ENERGY SOURCE	EXPLOSIVES
SHOT HOLES/S.P	[illegible]
AVERAGE CHARGE PER SHOT	6 KG
AVERAGE SHOT DEPTH	33 M

UPWARD GROUND MOTION-NEGATIVE NUMBER ON TAPE

SPREAD CONFIGURATION

NUMBER OF GROUPS	96
GROUP INTERVAL	30 M
SUBSURFACE COVERAGE	1200 PCT

CENTRE OF SOURCE ARRAY
DIRECTION OF LINE NORTH-EAST

SEISMOMETER ARRAY

GEOPHONE PER GROUP	24
GEOPHONE TYPE	SM 4
GEOPHONE FREQUENCY	10 HZ

LEGEND

V VELOCITY ANALYSIS

▼ INTERSECTIONS

ANALYST DATE

PROCESSING SEQUENCE

DEMULTIPLEX

SUBSAMPLE TO 4MS SAMPLE RATE
PROCESSED LENGTH [illegible] SEC

NOTCH FILTER

PREFILTER

TIME	LO CUT HZ DB OCT	HI CUT
0.600	14 18	OUT
5.900	10 18	OUT

PREPROCESSOR D.B.S.

A. COMMON DEPTH FAMILY GATHER
B. GEOMETRIC SPREADING GAIN APPLIED
C. 8HZ LO CUT PREFILTER APPLIED
D. DECONVOLUTION
TYPE MIN. PHASE INVERSE FILTER
NUMBER OF WINDOWS 3 STOP AUTOCORR 6500
MINIMUM PREDICTIVE LAG 2MS
LENGTH OF FILTER OPERATOR 40MS
E. TRACE BALANCE ON OUTPUT
F. PREPROCESSOR DBS REEL NO [illegible]

VELOCITY ANALYSIS

N.M.O. 1200PCT STACK

A. STRETCH DEPENDENT MUTE
B. AUTOMATIC RESIDUAL STATICS

VELOCITY ANALYSIS

N.M.O. 1200PCT STACK

A. STRETCH DEPENDENT MUTE
B. AUTOMATIC RESIDUAL STATICS
C. 100 PCT OUTPUT

CDP CONSISTENT RESIDUAL STATICS

RESIDUAL AMPLITUDE COMPENSATION

1200PCT STK FINAL REEL NO [illegible]

TIME VARIANT FILTER

TIME SECS	LO CUT HZ DB OCT	HI CUT
0.600	18 24	60 48
0.900	4 24	55 48
1.500	1 24	45 48
2.800	10 18	38 36
4.500	8 18	30 36

FILTERS ARE INTERPOLATED IN TIME AND SPACE
TIMES ARE SPECIFIED AT START OF LINE

RMS GAIN

PLAYBACK

HORIZONTAL SCALE 8.333R CM 6.667R M 8.333R
VERTICAL SCALE 10CM SEC 5CM SEC 20CM
PLOT DIRECTION A
NEGATIVE NUMBERS WHITE TROUGHS